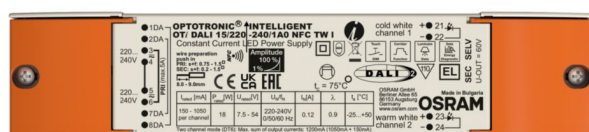


The trusted value of OSRAM Digital Systems continues with Inventronics Global – where experience meets innovation.

OTi DALI 15/220-240/1A0 NFC TW I (PHASE OUT)

OPTOTRONIC Intelligent – DALI NFC TW | Compact constant current LED driver – Dimmable



Product family features

- Line frequency: 0 Hz | 50 Hz | 60 Hz
- Supply voltage: 220...240 V
- Usable as DT6 (2-channel) or DT8 (Tunable White) driver
- Constant Lumen Output (CLO)
- Integrated customizable thermal management (Driver Guard)
- SELV driver

Product family benefits

- Control of standard white or Tunable White light acc. DALI device type 8 (DT8)
- TouchDIM® Tunable White integrated for use without additional LMS
- Fully programmable via T4T software (NFC, DALI Interface)
- Lifetime: up to 100,000 h (temperature at $T_c = 65^\circ\text{C}$, max. 10 % failure rate)
- High-quality dimming of 1...100 % by amplitude dimming
- High quality of light thanks to <1% output ripple current
- Fulfill safety requirement due to overload, overtemperature, Hot Plug protection



Specifications are subject to changes without notice.

www.inventronicsglobal.com

© 2024, Inventronics GmbH. All rights reserved. Inventronics is a licensee of the OSRAM brand. OSRAM is a trademark of ams OSRAM

support@inventronicsglobal.com

Areas of application

- Classrooms
- Conference rooms
- Daylight simulation for windowless rooms
- For Tunable White as well as for 2-channel use (e.g. direct/indirect lighting)
- Healthcare and hospitality with HCL functionality
- Independent mounting via Cable Clamp Kit possible
- Installation in emergency lighting systems according to IEC 61347-2-13, appendix J
- Office with high end HCL functionality
- Suitable for indoor and outdoor SELV installations

Technical data

Electrical data

| | |
|--|-----------------------------|
| Nominal input voltage | 220...240 V |
| Mains frequency | 0/50/60 Hz |
| Input voltage AC | 198...264 V ¹⁾ |
| Input voltage DC | 176...276 V |
| Nominal input current at 230 V | 0.12 A |
| Total harmonic distortion | < 15 % ²⁾ |
| Power factor λ | 0.47C...0.92C |
| Efficiency in full-load | 85 % ³⁾ |
| Networked standby power | <0.20 W ³⁾ |
| Inrush current | 17 A ⁴⁾ |
| Max. ECG no. on circuit breaker 10 A (B) | 27 |
| Max. ECG no. on circuit breaker 16 A (B) | 43 |
| Surge capability (L-N) | 1 kV |
| Surge capability (L/N-Ground) | 2 kV |
| Nominal output voltage | 7.5...54 V ⁵⁾ |
| U-OUT (working voltage) | 60 V |
| Nominal output current | 150...1050 mA ⁶⁾ |
| Minimum output current | 1.5 mA |
| Default output current | 300 mA |
| Output current tolerance | ±3 % |
| Output ripple current (100 Hz) | < 2 % ⁷⁾ |
| Output PSTLM | <1 |
| Output SVM | <0.4 |
| Nominal output power | 3...18 W ⁸⁾ |
| Maximum output power | 18 W |
| Galvanic isolation primary/secondary | SELV |
| Galvanic isolation DALI/mains | Basic |
| Galvanic isolation DALI/output | SELV |

1) Permitted voltage range

2) At full load, 220...240 V, 50 Hz / see graphs

3) at 230 V, 50 Hz

4) $t_{\text{width}} = 180 \mu\text{s}$ (measured at 50 % I_{peak})

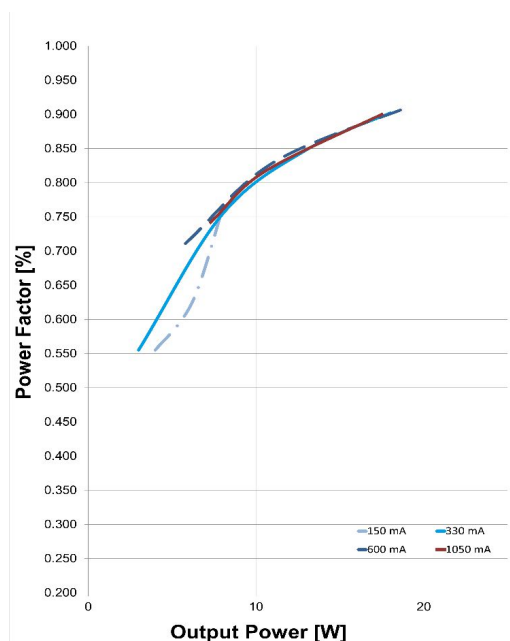
5) Maximum 60 V

6) ±3%

7) Ripple average at 100 Hz

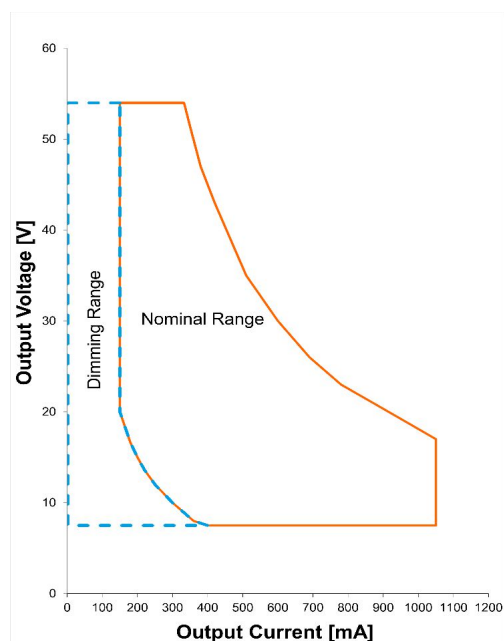
8) Partial load 3...18 W

Typical Power Factor v Load



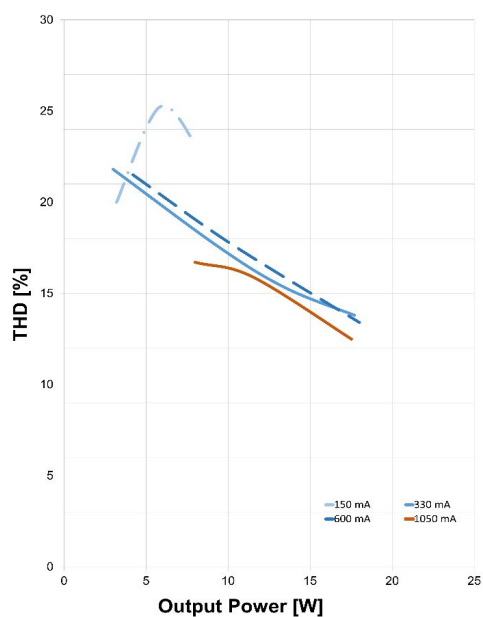
OTI DALI 15 NFC TW I Typical Power Factor vs. Load

Operating Window



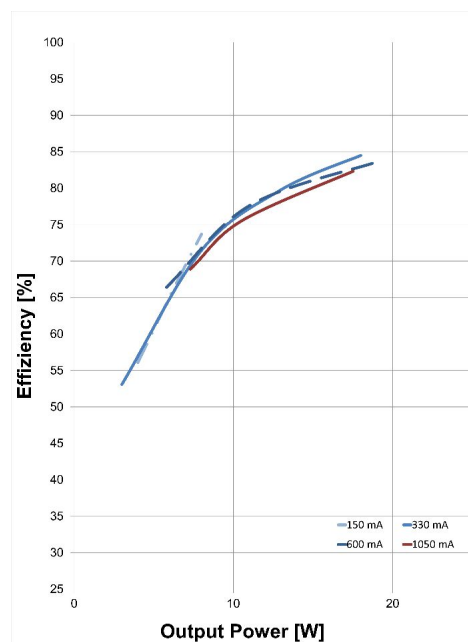
OTI DALI 15 NFC TW I Operating Window

Typical THD v Load



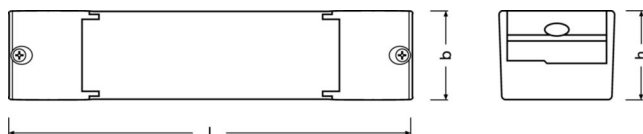
OTI DALI 15 NFC TW I Typical THD Vs Load

Typical Efficiency v Load 230 V 50 Hz



OTI DALI 15 NFC TW I Typical Efficiency vs. Load (230 V / 50 Hz)

Dimensions & weight



| | |
|--------------------------------------|--|
| Product weight | 190.00 g |
| Length | 203.0 mm |
| Width | 44.5 mm |
| Height | 34.0 mm |
| Mounting hole spacing, length | 167.8 mm |
| Cable cross-section, input side | 0.75...1.5 mm ² ¹⁾ |
| Cable cross-section, output side | 0.2...1.5 mm ² ¹⁾ |
| Wire preparation length, input side | 8.0...9.0 mm |
| Wire preparation length, output side | 8.0...9.0 mm |
| Cable/wire length, output side | 2000 mm |

1) Solid or flexible leads

Colors & materials

| | |
|-----------------|---------|
| Casing material | Plastic |
| Product color | White |

Temperatures & operating conditions

| | |
|--|------------------------|
| Ambient temperature range | -25...+50 °C |
| Maximum temperature at tc test point | 75 °C ¹⁾ |
| Max.housing temperature in case of fault | 110 °C |
| Temperature range at storage | -40...+85 °C |
| Permitted rel. humidity during operation | 5...85 % ²⁾ |

1) Maximum at the Tc-point

2) Maximum 56 days/year at 85 %

Lifespan

| | |
|--------------|----------------------------------|
| ECG lifetime | 50000 h / 100000 h ¹⁾ |
|--------------|----------------------------------|

1) $T_c = 75^\circ\text{C}$, 0.2% / 1,000 h failure rate / $T_c = 65^\circ\text{C}$, 0.1% / 1,000 h failure rate

Additional product data

| | |
|--------------|----|
| Encapsulated | No |
|--------------|----|

Capabilities

| | |
|--|-------------------------------|
| Programming interface | DALI, NFC |
| Control interface | DALI-2, Touch DIM, Corridor |
| Dimmable | Yes |
| Dimming interface | DALI-2 / Touch DIM / Corridor |
| Dimming range | 1...100 % |
| Dimming method | Amplitude Modulation |
| DALI-2 Diagnostic Data | Yes ¹⁾ |
| DALI-2 Energy Data | Yes ²⁾ |
| Constant lumen function | Programmable |
| Max. cable length to lamp/LED module | 2.0 m ³⁾ |
| Suitable for fixtures with prot. class | I / II |
| Suitable for emergency lighting | Yes |
| Type of connection, input side | Push terminal |
| Type of connection, output side | Push terminal |
| Suitable for through-wiring | Yes |
| Number of channels | 2 ⁴⁾ |
| Overheating protection | Automatic reversible |
| Overload protection | Automatic reversible |
| Short-circuit protection | Automatic reversible |
| Intended for no-load operation | No |
| No-load proof | Yes |

1) Acc. DALI part 253

2) Acc. DALI part 252

3) Output wires must be routed as close as possible to each other

4) Default operation mode: tunable white DT8; optional operation mode: 2-channel DT6

Programming

| | |
|------------------------|------------|
| Programming device | DALI / NFC |
| Tuner4TRONIC | Yes |
| Tuner4TRONIC Field App | No |
| Box programming | Yes |

Programmable features

| | |
|------------------------|-------------------|
| DALI Settings | Yes |
| DALI-2 Luminaire Data | Yes ¹⁾ |
| TouchDIM + Sensor | Yes |
| Corridor Functionality | Yes |
| Dim to Dark | Yes |
| Soft Switch Off | Yes |
| Tuning Factor | Yes |
| Configuration Lock | Yes |
| Driver Guard | Yes |
| Emergency Mode | Yes |

1) Acc. DALI part 251

Certificates & standards

| | |
|---------------------------|--|
| Approval marks – approval | CE / UKCA / ENEC / EAC / DALI-2 / EL |
| Standards | IEC 61347-1 / IEC 61347-2-13 / IEC 62384 / EN 55015 / IEC 62386 / IEC 61000-3-2 / IEC 61000-3-3 / IEC 61547 / CISPR 15 / ETSI EN 300 330 / ETSI EN 301 489 - 1 / ETSI EN 301 489-3 |
| Type of protection | IP20 |

Logistical data

| | |
|----------------|-------------|
| Commodity code | 85044083900 |
|----------------|-------------|

Environmental information

| Information according Art. 33 of EU Regulation (EC) 1907/2006 (REACH) | |
|---|-------------------------------|
| Date of Declaration | 30-05-2025 |
| Primary Article Identifier | 4062172211543 6937186150189 |
| Declaration No. in SCIP database | In work |
| SCIP_STATUS | In work |
| SCIP_ID | |

Ecodesign regulation information:

Intended for use with LED modules.

The forward voltage of the LED light source shall be within the defined operating window of the control gear in all operating conditions including dimming if applicable.

Separate control gear and light sources must be disposed of at certified disposal companies in accordance with Directive 2012/19/EU (WEEE) in the EU and with Waste Electrical and Electronic Equipment (WEEE) Regulations 2013 in the UK. For this purpose, collection points for recycling centres and take-back systems (CRSO) are available from retailers or private disposal companies, which accept separate control gear and light sources free of charge. In this way, raw materials are conserved and materials are recycled.

Additional product information

- Electrical connections between the two output channels are not allowed.

Download Data

| File | | |
|------------------------|------------|---|
| Certificates | PDF | ▶ OT ENEC 40038447 270224 |
| CAD data 3-dim | Compressed | ▶ OTI DALI 15 25 NFC TW I CAD3PDF 040221 |
| CAD data 2-dim | Compressed | ▶ OTI DALI 15 25 NFC TW I CAD2PDF 040221 |
| CAD data | Compressed | ▶ OTI DALI 15 25 NFC TW I IGS 040221 |
| CAD data | Compressed | ▶ OTI DALI 15 25 NFC TW I STEP 040221 |
| Mandatory Publications | PDF | ▶ OTi DALI NFC TW I CE 4335714 03 060225 |
| Mandatory Publications | PDF | ▶ OTi DALI NFC TW I UK DoC 4335715 161221 |
| User instruction | PDF | ▶ OPTOTRONIC LED Power Supply |

Logistical Data

| Product code | Product description | Packaging unit (Pieces/Unit) | Dimensions (length x width x height) | Volume | Gross weight |
|------------------------|-------------------------------------|----------------------------------|--------------------------------------|----------------------|--------------|
| 4062172211543 OSRAM | OTi DALI 15/220-240/1A0 NFC TW I | Shipping carton box 20 Pieces | 418 x 185 x 108 mm | 8.35 dm ³ | 200.70 g |

The mentioned product code describes the smallest quantity unit which can be ordered. One shipping unit can contain one or more single products. When placing an order, for the quantity please enter single or multiples of a shipping unit

Data privacy

This Inventronics driver can be configured using the Tuner4TRONIC software. This requires registering on www.inventronicsglobal.com/ds and downloading the Tuner4TRONIC software from the Internet. The Tuner4TRONIC software enables users to access and view the operational data of a luminaire or driver via the corresponding programming interfaces. A password key (Config Lock) must be set up in the driver via the Tuner4TRONIC software in order to control which users can access and view operational data. Follow the instructions for password setup. To grant an external person or company rights to access or view operational data, you can assign password keys. In this case, however, you are responsible for ensuring that the third party concerned takes notice of the information described here.

However, Inventronics can read out operating data from devices for maintenance and service purposes even when a password key has been assigned. In individual cases, Inventronics will also use its access rights in order to optimize or improve driver hardware and driver functions. In accordance with data privacy principles, any user of operating data (luminaire manufacturers, third parties with access rights) must ensure that personal data (e.g. name, address, location IDs) are only merged with the prior written consent of the person (end user) concerned. The respective user of the operating data is responsible for providing evidence of consent.

Accessories Optional

| Product description | Accessory name | Accessory code |
|----------------------------------|----------------|-----------------|
| OTi DALI 15/220-240/1A0 NFC TW I | PRH101 -USB | ▶ 6977078996938 |
| OTi DALI 15/220-240/1A0 NFC TW I | PRH101 -USB | ▶ 6937186112354 |
| OTi DALI 15/220-240/1A0 NFC TW I | CPR30 -USB | ▶ 6977078996945 |
| OTi DALI 15/220-240/1A0 NFC TW I | CPR30 -USB | ▶ 6937186112378 |

Disclaimer

Subject to change without notice. Errors and omission excepted. Always make sure to use the most recent release.