

The trusted value of OSRAM Digital Systems continues with Inventronics Global – where experience meets innovation.

IT DALI 15/220-240/350 CS

ICUTRONIC DALI CS | Constant Current Compact – Dimmable



Product family features

- Supply voltage: 220...240 V
- Line voltage: 198...264 V
- Line frequency: 0 Hz | 50 Hz | 60 Hz
- Lifetime: up to 50,000 h (temperature at max. t_c)
- Type of protection: IP20

Product family benefits

- Safety ensured by Inventronics (SELV)
- DALI-2 certified
- High flexibility due to eight different output currents
- Touch DIM application: easy to control via pushbutton or sensor
- Easy to use in corridors and restrooms because of three-level Corridor function
- Higher quality of light thanks to low output ripple current
- Small housing for flexible luminaire designs
- Housing from 80% recycled plastic



Specifications are subject to changes without notice.

www.inventronicsglobal.com

© 2024, Inventronics GmbH. All rights reserved. Inventronics is a licensee of the OSRAM brand. OSRAM is a trademark of ams OSRAM

support@inventronicsglobal.com

Areas of application

- Offices
- Shops
- Hospitality
- Panels, spotlight, downlight, and other indoor LED luminaires
- Suitable for indoor SELV equivalent installations
- Suitable for luminaires of protection classes I and II
- Installation in emergency lighting systems according to IEC 61347-2-3, appendix J

Technical data

Electrical data

| | |
|--|---|
| Nominal input voltage | 220...240 V |
| Mains frequency | 0/50/60 Hz |
| Input voltage AC | 198...264 V ¹⁾ |
| Input voltage DC | 176...276 V |
| Nominal input current at 230 V | 0.083 A ²⁾ |
| Total harmonic distortion | < 10 % ³⁾ |
| Power factor λ | 0.57C...0.98 |
| Efficiency in full-load | 85 % ⁴⁾ |
| Device power loss | 2.7 W ⁵⁾ |
| Networked standby power | <0.50 W ⁴⁾ |
| Inrush current | 18 A ⁶⁾ |
| Max. ECG no. on circuit breaker 10 A (B) | 46 |
| Max. ECG no. on circuit breaker 16 A (B) | 74 |
| Surge capability (L-N) | 1 kV |
| Surge capability (L/N-Ground) | 2 kV |
| Protective conductor current | <0.7 mA |
| Nominal output voltage | 9...42 V ⁷⁾ |
| U-OUT (working voltage) | 60 V |
| Nominal output current | 100 mA / 120 mA / 150 mA / 180 mA / 200 mA / 250 mA / 300 mA / 350 mA ⁸⁾ |
| Default output current | 350 mA |
| Output current tolerance | ±5 % |
| Output ripple current (100 Hz) | < 5 % ⁹⁾ |
| Output PSTLM | ≤1 |
| Output SVM | ≤0.4 |
| Nominal output power | 0.9...14.7 W |
| Maximum output power | 14.7 W |
| Galvanic isolation primary/secondary | SELV |
| Galvanic isolation DALI/mains | Basic |
| Galvanic isolation DALI/output | SELV |

1) Permitted voltage range

2) At full load, steady operation

3) At full load, 220...240 V, 50 Hz / see graphs

4) at 230 V, 50 Hz

5) Maximum / Full load, 230 Vac, 50Hz / 60Hz

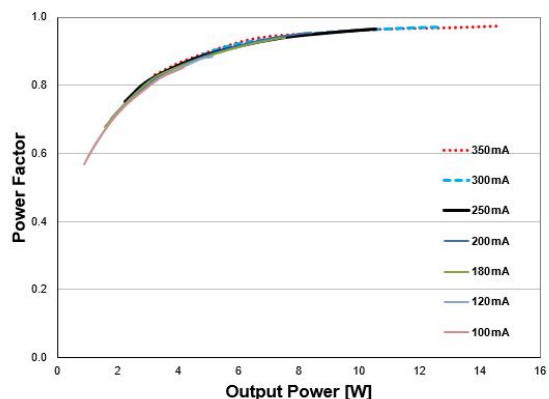
6) $t_{width} = 100 \mu s$ (measured at 50 % I_{peak})

7) Maximum 60 V

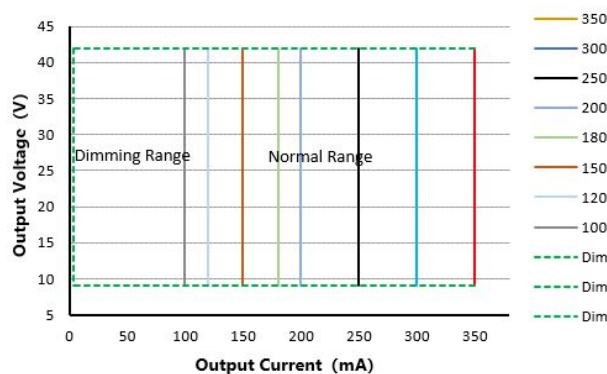
8) Default current 350 mA

9) Ripple average at 100 Hz

Typical Power Factor v Load

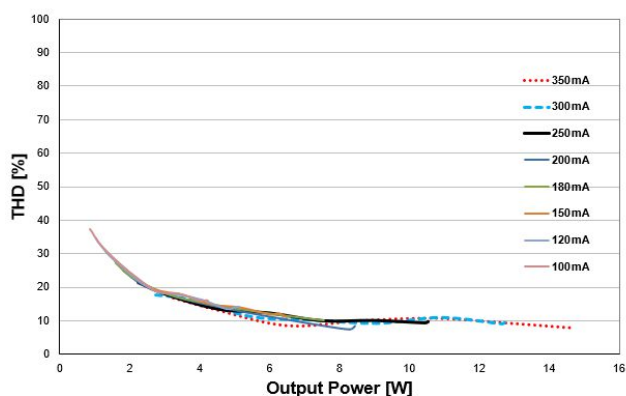


Operating Window



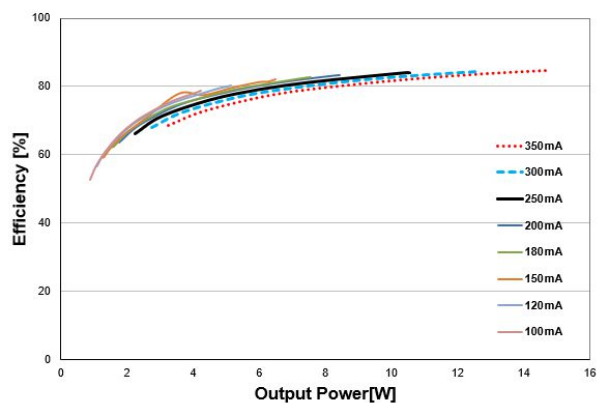
Typical Power Factor vs load of IT DALI 15

Typical THD v Load



Typical Operating Window of IT DALI 15

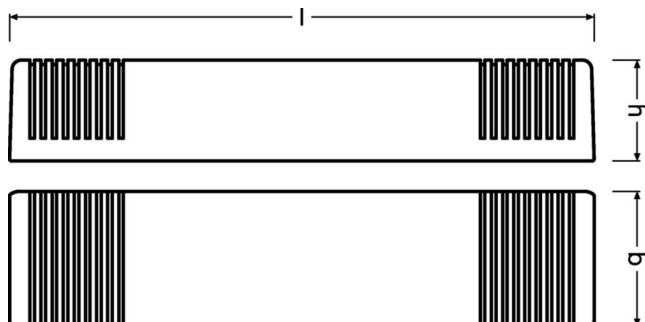
Typical Efficiency v Load 230 V 50 Hz



Typical THD vs load of IT DALI 15

Typical Efficiency vs load of IT DALI 15

Dimensions & weight



| | |
|--------------------------------------|-------------------------------|
| Product weight | 68.50 g |
| Length | 130.0 mm |
| Width | 30.0 mm |
| Height | 22.2 mm |
| Mounting hole spacing, length | 116.0 mm |
| Cable cross-section, input side | 0.75...1.5 mm ² 1) |
| Cable cross-section, output side | 0.75...1.5 mm ² 1) |
| Wire preparation length, input side | 7...8 mm |
| Wire preparation length, output side | 7...8 mm |
| Cable/wire length, output side | 2000 mm |

1) Solid or flexible leads

Colors & materials

| | |
|-----------------|----------------------|
| Casing material | 80% recycled plastic |
| Product color | White |

Temperatures & operating conditions

| | |
|--|--------------------------|
| Ambient temperature range | -20...+50 / -20...+45 °C |
| Maximum temperature at tc test point | 80 °C 1) |
| Max.housing temperature in case of fault | 110 °C |
| Temperature range at storage | -40...+85 °C |
| Permitted rel. humidity during operation | 5...85 % 2) |

1) Maximum at the Tc-point

2) Maximum 56 days/year at 85 %

Lifespan

| | |
|--------------|-----------------------|
| ECG lifetime | 50000 h ¹⁾ |
|--------------|-----------------------|

1) At maximum $T_c = 80^\circ\text{C}$ / 10% failure rate

Additional product data

| | |
|--------------|----|
| Encapsulated | No |
|--------------|----|

Capabilities

| | |
|--|-------------------------------|
| Programming interface | Dipswitch, DALI |
| Control interface | DALI-2, Touch DIM, Corridor |
| Dimmable | Yes |
| Dimming interface | DALI-2 / Touch DIM / Corridor |
| Dimming range | 1...100 % ¹⁾ |
| Dimming method | Amplitude Modulation |
| Constant lumen function | No |
| Max. cable length to lamp/LED module | 2.0 m ²⁾ |
| Suitable for fixtures with prot. class | I / II |
| Suitable for emergency lighting | Yes |
| Type of connection, input side | Push terminal |
| Type of connection, output side | Push terminal |
| Suitable for through-wiring | No |
| Number of channels | 1 |
| Overheating protection | Automatic reversible |
| Overload protection | Automatic reversible |
| Short-circuit protection | Automatic reversible |
| Intended for no-load operation | No |
| No-load proof | Yes |

1) For maximum nominal output current

2) Output wires must be routed as close as possible to each other

Programming

| | |
|------------------------|------------------|
| Programming device | DALI / DIPswitch |
| Tuner4TRONIC | Yes |
| Tuner4TRONIC Field App | No |
| Box programming | No |

Programmable features

| | |
|------------------------|-----|
| DALI Settings | Yes |
| TouchDIM + Sensor | Yes |
| Corridor Functionality | Yes |
| Dim to Dark | No |
| Soft Switch Off | No |
| Tuning Factor | No |
| Configuration Lock | Yes |
| Driver Guard | No |
| Emergency Mode | Yes |

Certificates & standards

| | |
|---------------------------|---|
| Approval marks – approval | CE / ENEC / EL / RCM / UKCA / CCC / KC / BIS |
| Standards | IEC 61347-1 / IEC 61347-2-13 / EN 55015 / IEC 61547 / IEC 61000-3-2 / IEC 62384 |
| Type of protection | IP20 |

Logistical data

| | |
|----------------|-------------|
| Commodity code | 85044083900 |
|----------------|-------------|

Environmental information

| Information according Art. 33 of EU Regulation (EC) 1907/2006 (REACH) | |
|---|---------------|
| Date of Declaration | 26-02-2025 |
| Primary Article Identifier | 4062172373883 |
| Declaration No. in SCIP database | In work |
| SCIP_STATUS | In work |
| SCIP_ID | |

Ecodesign regulation information:

Intended for use with LED modules.

The forward voltage of the LED light source shall be within the defined operating window of the control gear in all operating conditions including dimming if applicable.

Separate control gear and light sources must be disposed of at certified disposal companies in accordance with Directive 2012/19/EU (WEEE) in the EU and with Waste Electrical and Electronic Equipment (WEEE) Regulations 2013 in the UK. For this purpose, collection points for recycling centres and take-back systems (CRSO) are available from retailers or private disposal companies, which accept separate control gear and light sources free of charge. In this way, raw materials are conserved and materials are recycled.

Download Data

| File | | |
|------------------------|------------|---|
| Certificates | PDF | ▶ IT DALI CS CB SG PSB LE 05577 240124 |
| Certificates | PDF | ▶ IT DALI CS CB SG PSB LE 05578 240124 |
| Certificates | PDF | ▶ IT DALI CS ENEC 64142225005704 U6 310124 |
| Certificates | PDF | ▶ IT DALI 15 CS CCC 2022171002004548 20231121 |
| CAD data 3-dim | Compressed | ▶ OT FIT PC CAD3PDF 270722 |
| CAD data | Compressed | ▶ OT FIT PC STEP 270722 |
| Mandatory Publications | PDF | ▶ IT DALI CS CE 4414207 05 240125 |
| Mandatory Publications | PDF | ▶ IT DALI CS UK DoC 4414208 01 120623 |
| User instruction | PDF | ▶ 15123662 Ui IT DALI 15 CS_20231121 |

Logistical Data

| Product code | Product description | Packaging unit (Pieces/Unit) | Dimensions (length x width x height) | Volume | Gross weight |
|------------------------|------------------------------|----------------------------------|---|----------------------|--------------|
| 4062172373883 OSRAM | IT DALI 15/220-240/350 CS | Shipping carton box 20 Pieces | 396 x 162 x 67 mm | 4.30 dm ³ | 76.75 g |

The mentioned product code describes the smallest quantity unit which can be ordered. One shipping unit can contain one or more single products. When placing an order, for the quantity please enter single or multiples of a shipping unit

Data privacy

This Inventronics driver can be configured using the Tuner4TRONIC software. This requires registering on www.inventronicsglobal.com/ds and downloading the Tuner4TRONIC software from the Internet. The Tuner4TRONIC software enables users to access and view the operational data of a luminaire or driver via the corresponding programming interfaces. A password key (Config Lock) must be set up in the driver via the Tuner4TRONIC software in order to control which users can access and view operational data. Follow the instructions for password setup. To grant an external person or company rights to access or view operational data, you can assign password keys. In this case, however, you are responsible for ensuring that the third party concerned takes notice of the information described here.

However, Inventronics can read out operating data from devices for maintenance and service purposes even when a password key has been assigned. In individual cases, Inventronics will also use its access rights in order to optimize or improve driver hardware and driver functions. In accordance with data privacy principles, any user of operating data (luminaire manufacturers, third parties with access rights) must ensure that personal data (e.g. name, address, location IDs) are only merged with the prior written consent of the person (end user) concerned. The respective user of the operating data is responsible for providing evidence of consent.

Disclaimer

Subject to change without notice. Errors and omission excepted. Always make sure to use the most recent release.